

# Principal World Selection Moderate Aggressive Fund - Class AUD-Hedged

30 April 2024



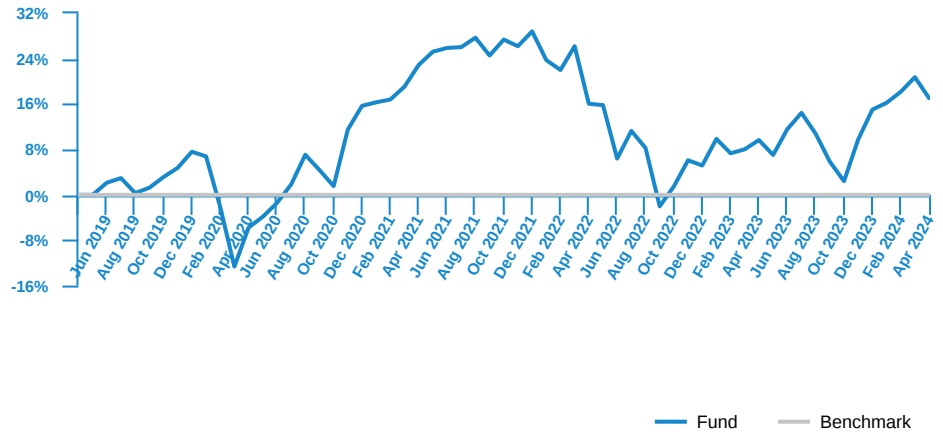
## Fund Objective

The Fund aims to provide long term total returns through investments in one collective investment scheme, which is managed with medium to high risk strategy by investing primarily in bonds and shares, either directly or through investing into other funds. The Fund is a feeder fund and it invests at least 95% of its NAV in a single collective investment scheme, i.e. HSBC Portfolios - World Selection 4 (Target fund). The Fund will also maintain up to 5% of its NAV in liquid assets for liquidity purposes.

## Fund Information

<b>ISIN Code</b>	MYU1003GC004
<b>Lipper ID</b>	68551372
<b>Bloomberg Ticker</b>	PRWSMAA MK
<b>Domicile</b>	Malaysia
<b>Currency</b>	AUD
<b>Base Currency</b>	USD
<b>Fund Inception</b>	15 May 2019
<b>Benchmark</b>	The Fund is benchmark unconstrained as Target Fund is benchmark unconstrained, i.e. it will be actively managed without reference to any specific benchmark
<b>Application Fee</b>	Up to 5.50% of the NAV per unit
<b>Management Fee</b>	Up to 1.80% per annum of the NAV of the Class
<b>Trustee Fee</b>	Up to 0.03% per annum of the NAV of the Fund
<b>Fund Size (AUD)</b>	AUD 884.21 thousand
<b>Fund Unit</b>	0.83 million units
<b>NAV per unit (As at 30 Apr 2024)</b>	AUD 1.0611
<b>Initial Offering Period (IOP) Date</b>	5 Jun 2019
<b>Initial Offering Period (IOP) Price</b>	AUD 1.00

## Fund Performance



Past performance does not guarantee future results. Asset allocation and diversification do not ensure a profit or protect against a loss.

Cumulative Performance (%)								
	YTD	1M	3M	6M	1Y	3Y	5Y	Since Inception
<b>Fund</b>	1.76	-3.06	0.71	14.30	6.74	-4.76	N/A	17.05
<b>Benchmark</b>	N/A	N/A	N/A	N/A	N/A	N/A	N/A	N/A

Calendar Year Returns (%)							
	2023	2022	2021	2020	2019	2018	
<b>Fund</b>	9.36	-18.36	11.35	7.55	N/A	N/A	
<b>Benchmark</b>	N/A	N/A	N/A	N/A	N/A	N/A	

Most Recent Fund Distributions						
	2024 Mar	2023 Dec	2023 Sep	2023 Jun	2023 Mar	2022 Dec
<b>Gross (cent/unit)</b>	0.35	0.30	0.33	0.73	0.71	0.53
<b>Annualised Yield (%)</b>	1.28	1.14	1.36	2.86	2.85	2.18

Note: May 2019 to April 2024.

Performance data represents the combined income & capital return as a result of holding units in the fund for the specified length of time, based on bid to bid prices. Earnings are assumed to be reinvested.

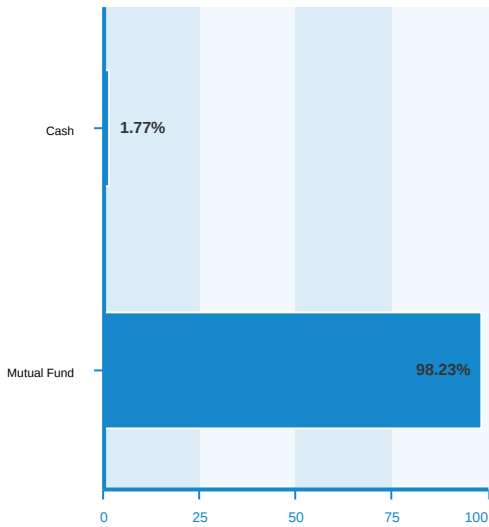
Annualised yield is calculated as the most recent monthly dividend distribution multiplied by the Fund's dividend frequency and divided by the latest NAV.

Source : Lipper

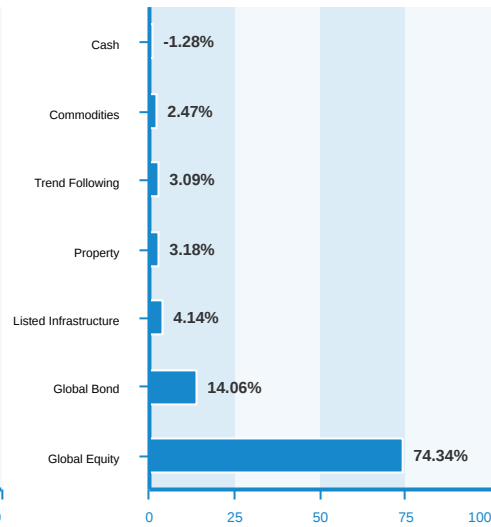
Top Holdings *	Country	% of Net Assets	Fund Risk Statistics	
Microsoft Corporation	United States	3.06	<b>Beta</b>	N/A
Apple Inc	United States	2.69	<b>Information Ratio</b>	N/A
NVIDIA Corporation	United States	2.39	<b>Sharpe Ratio</b>	-0.08
Alphabet Inc	United States	1.87	(3 years monthly data)	
Amazon.com Inc	United States	1.43		
Meta Platforms Inc	United States	1.04		
Eli Lilly & Co	United States	0.71		
Broadcom Inc	United States	0.68		
Visa Inc	United States	0.52		
Berkshire Hathaway Inc	United States	0.50		

The holdings listed do not constitute a recommendation to purchase or sell a particular security. Any repeated issuer shown means same issuer with different coupon rate and/or maturity date. Cash and/or derivative positions that are not part of the core investment strategy will not be reflected in the top holdings list.

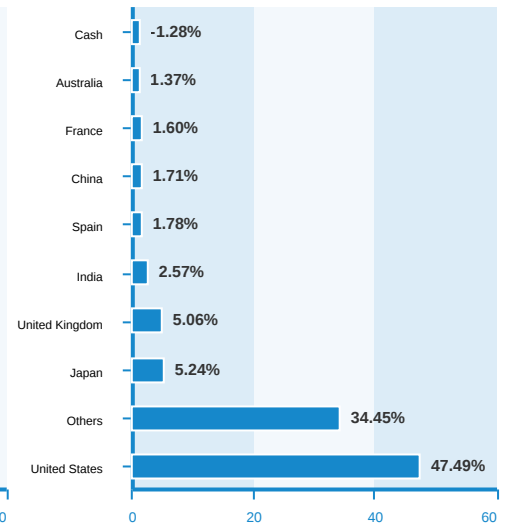
## Asset Allocation (%)



## Sector Allocation (%) \*



## Regional Allocation (%) \*



\* Of the target fund

Fund holdings and allocations shown are unaudited and may not be representative of current or future investments. Percentages may not add up to 100% due to rounding and/or inclusion or exclusion of cash will not be reflected in the top holdings list.

We recommend that you read and understand the contents of the Information Memorandum for the Principal World Selection Series dated 15 May 2019 which has been deposited with Securities Commission Malaysia before investing and that you keep the said Information Memorandums for your record. Any issue of units to which the Information Memorandums relates will only be made upon receipt of the completed application form referred to in and accompanying the Information Memorandums, subject to the terms and conditions therein. The general risks are returns not guaranteed, general market environment risk, inflation risk, manager risk, and loan financing risk. The specific risks of the fund are currency risk, Fund Manager risk and country risk. You can obtain a copy of the Information Memorandums from the head office of Principal Asset Management Berhad or from any of our approved distributors. Product Highlight Sheet ("PHS") is available and that investors have the right to request for a PHS; and the PHS and any other product disclosure document should be read and understood before making any investment decision. There are fees and charges involved in investing in the funds. We suggest that you consider these fees and charges carefully prior to making an investment. Unit prices and income distributions, if any, may fall or rise. Past performance is not reflective of future performance and income distributions are not guaranteed. You are also advised to read and understand the contents of the Financing for Investment in Unit Trust Risk Disclosure Statement/Unit Trust Loan Financing Risk Disclosure Statement before deciding to obtain financing to purchase units. All performance figures have been extracted from Lipper.

Carefully consider a fund's objective, risks, charges and expenses.

Visit [www.principal.com.my](http://www.principal.com.my) for a prospectus containing this and other information. Please read it carefully before investing.