

Principal Islamic Global Multi-Asset Fund - Class MYR

31 May 2024

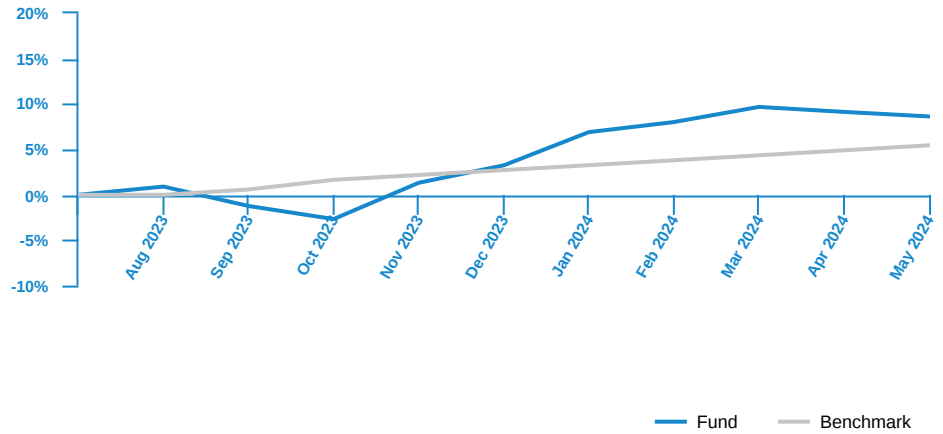
Fund Objective

The Fund aims to provide capital growth and income through investments in one Islamic collective investment scheme, which invests in a diversified portfolio of global assets. In order to achieve its objective, the Fund will invest at least 85% of its NAV in Islamic Global Multi-Asset Fund (the Target Fund); under Principal Islamic Asset Management (Ireland) plc. The Fund may also invest up to 15% of its NAV in Islamic liquid assets for liquidity purposes and Islamic derivatives for the sole purpose of hedging arrangement.

Fund Information

ISIN Code	MYU0100A6200
Lipper ID	68742747
Bloomberg Ticker	PRISLFM MK
Domicile	Malaysia
Currency	MYR
Base Currency	USD
Fund Inception	3 Aug 2023
Benchmark	The performance of the Fund will be referenced against a return of 6.5% per annum over a rolling 3-year periods. This is not a target for the Fund's performance to bear, nor a guaranteed return or forecast of future return and is only used as a reference.
Application Fee	Up to 5% of the NAV per unit
Management Fee	Charged to the respective Class at the Class level, based on the NAV of the Class
Trustee Fee	Up to 0.03% per annum for the Fund
Fund Size (MYR)	MYR 12.57 million
Fund Unit	11.57 million units
NAV per unit (As at 31 May 2024)	MYR 1.0864
Initial Offering Period (IOP) Date	23 Aug 2023
Initial Offering Period (IOP) Price	MYR 1.00

Fund Performance



Past performance does not guarantee future results. Asset allocation and diversification do not ensure a profit or protect against a loss.

Cumulative Performance (%)								
	YTD	1M	3M	6M	1Y	3Y	5Y	Since Inception
Fund	5.22	-0.46	0.57	7.21	N/A	N/A	N/A	8.64
Benchmark	2.66	0.53	1.59	3.20	N/A	N/A	N/A	5.91

Calendar Year Returns (%)							
	2023	2022	2021	2020	2019	2018	
Fund	N/A	N/A	N/A	N/A	N/A	N/A	N/A
Benchmark	N/A	N/A	N/A	N/A	N/A	N/A	N/A

Note: August 2023 to May 2024.

Performance data represents the combined income & capital return as a result of holding units in the fund for the specified length of time, based on bid to bid prices. Earnings are assumed to be reinvested.

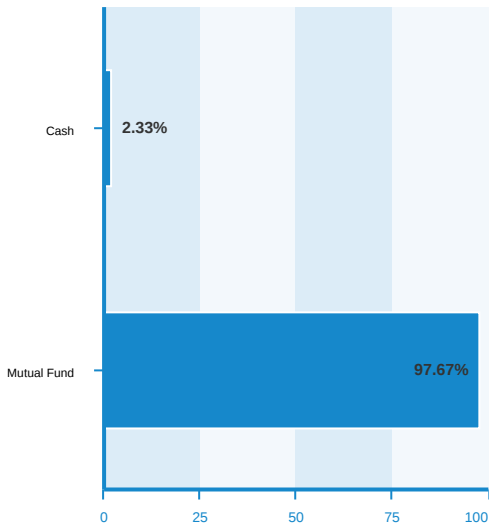
Annualised yield is calculated as the most recent monthly dividend distribution multiplied by the Fund's dividend frequency and divided by the latest NAV.

Source : Lipper

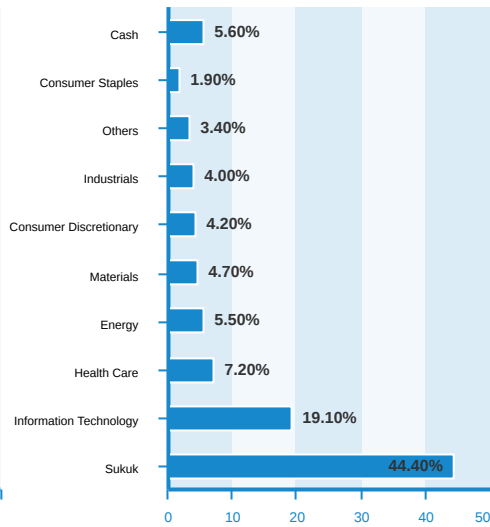
Top Holdings *	Country	% of Net Assets	Fund Risk Statistics	
Microsoft Corporation	United States	4.70	Beta	-
EDO Sukuk Ltd	Oman	2.40	Information Ratio	-
ROP Sukuk Trust	Philippines	2.40	Sharpe Ratio	-
Perusahaan Penerbit SBSN Indonesia III	Indonesia	2.40	(3 years monthly data)	
MDGH Sukuk Ltd	United Arab Emirates	2.40		
OTEL Sukuk Ltd	Oman	2.40		
Mazoon Assets Co. Saoc	Oman	2.30		
DAE Sukuk (DIFC) Ltd	United Arab Emirates	2.30		
iShares Physical Gold ETC	Ireland	2.20		
Malaysia Sukuk Global Bhd	Malaysia	2.00		

The holdings listed do not constitute a recommendation to purchase or sell a particular security. Any repeated issuer shown means same issuer with different coupon rate and/or maturity date. Cash and/or derivative positions that are not part of the core investment strategy will not be reflected in the top holdings list.

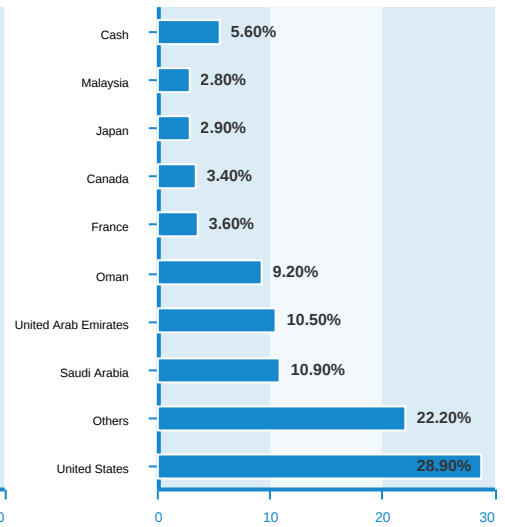
Asset Allocation (%)



Sector Allocation (%) *



Regional Allocation (%) *



* Of the target fund

Fund holdings and allocations shown are unaudited and may not be representative of current or future investments. Percentages may not add up to 100% due to rounding and/or inclusion or exclusion of cash will not be reflected in the top holdings list.

We recommend that you read and understand the contents of the Principal Islamic Global Multi-Asset Fund Prospectus Issue No. 1 dated 03 August 2023 which has been duly registered with the Securities Commission Malaysia, before investing and that you keep the said Fund Prospectus for your record. Any issue of units to which the Fund Prospectus relates will only be made upon receipt of the completed application form referred to in and accompanying the Fund Prospectus subject to the terms and conditions therein. Investments in the Fund are exposed to settlement risk, currency risk, valuation risk, interest rate risk, credit risk, equity risk and market risk. You can obtain a copy of the Fund Prospectus from the head office of Principal Asset Management Berhad or from any of our approved distributors. Product Highlight Sheet ("PHS") is available and that investors have the right to request for a PHS; and the PHS and any other product disclosure document should be read and understood before making any investment decision. There are fees and charges involved in investing in the funds. We suggest that you consider these charges carefully prior to making an investment. Unit prices and income distributions, if any, may fall or rise. Past performance is not reflective of future performance and income distributions are not guaranteed. You are advised to read and understand the contents of the Unit Trust Loan Financing Risk Disclosure Statement before deciding to borrow to purchase units. Where a unit split/distribution is declared, investors are advised that following the issue of additional units/distribution, the NAV per unit will be reduced from pre-unit split NAV/cum-distribution NAV to post-unit split NAV/ex-distribution NAV; and where a unit split is declared, the value of your investment will remain unchanged after the distribution of the additional units.

Carefully consider a fund's objective, risks, charges and expenses.

Visit www.principal.com.my for a prospectus containing this and other information. Please read it carefully before investing.